

paride.premium 1119



Model Code F5557

revision 00 of 14-12-17
(the present replaces any previous versions)

Designer: centro studi interno

Structure: pinewood, beech-wood, multilayer and plywood covered with polyurethane foam.

Spring system: elastic webbing.

Seat Padding: seat cushions in polyurethane foam covered with 100% dacron polyester padding.

Back Padding: back cushions in polyurethane foam covered with 100% dacron polyester padding.

Arm Interior: armrests in polyurethane foam covered with 100% dacron polyester padding.

Removability: not available.

Sewing: leather covers feasible with contrast stitching in the colors available; cuts and sewing vary on microfiber (or fabric) covers. The model features a decorative stitch (embroidery stitch n° 1_1 ago/needle) on the cushions.

Mechanisms: the model is equipped with manual flip-up headrests on the backs. With lifted headrests, the seat depth increases by 17 cm, the total depth of the sofa is 108 cm and the headrest height increases by 31 cm. The model also features adjustable armrests. With armrests completely stretched outwards the length of the sofa increases by 12 cm per armrest side.

Standard feet: PM1001mocha painted metal feet, h. 17 cm, also available in shiny metal.

Optional versions: "kidneyrest" pillow (656) and "maxi kidneyrest" pillow (P54) both with feather mix filling. For a better comfort experience, it is advisable to add on each back: kidneyrest (P54) on versions 300, 592/593, 601/602, P63/P64 and kidneyrest (656) on versions 240, 251/252, 410/420, 200, 210/220, 043/044, 040.

Please note: leather covers come in combination with Bonus, a soft, suede-effect microfiber fabric, placed on the backs inner sides and on one side of the kidneyrest pillows. The color of the Bonus fabric is not always identical to the color of the leather; it does however match with it ("tone-on-tone"). Alternatively customers may choose the desired color match and indicate their color choice on the order. The colors available for this article are shown in a designated Bonus' folder.

With the reservation of carrying for production purposes and without advanced notices modifications on the materials, coverings and dimensions of the product as indicated in the relevant specification. The given dimensions and volume are of indicative value being subject to the production process tolerances.

Density of seat and back

Markets	Seat	Back
I	35 Medium	27
D - NL - CH		
USA - California		
GB	37 fire retardant	27 fire retardant
Others	35 Medium	27

Note: when no values/contents are specified in the chart, please refer to "Others" field/area.

Coverings

	suggested	not suggested	not possible
thick leathers	✓		
thin elastic leathers	✓		
natural leathers	✓		
fabric*	✓		
microfibre*	✓		
leather + split			✓
DeLuxe			✓
multi colour			✓
multi-category			✓
multi covering			✓

Please note: for not removable models, only one colour fabric covers are available.

* fabrics and microfibers are not available for the U.K. market

Multicovering / Components / Optional vers.



N.1_1AGO

Feet



PM1001

Ottoman

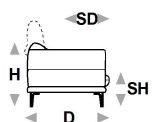


↑ fold following the dotted line ↑

paride. premium 1119



L Length - H Height - D Depth - SH Seat Height - SD Seat Depth
Dimensions refer to maximum sizes of the version with closed mechanism (where available).



L 176 H79 D91 SH44 SD50	L 196 H79 D91 SH44 SD50	L 208 H79 D91 SH44 SD50	L 152 H79 D91 SH44 SD50	L 152 H79 D91 SH44 SD50
200	240	300	210	220
2 seater	2 1/2 seater	3 seater	1 right arm facing 2 str	1 left arm facing 2 str
L 172 H79 D91 SH44 SD50	L 172 H79 D91 SH44 SD50	L 200 H79 D91 SH44 SD50	L 200 H79 D91 SH44 SD50	L 98 H79 D157 SH44 SD115
251	252	592	593	410
1 right arm fac. 2 1/2 str	1 left arm fac. 2 1/2 str	1 raf 3 str maxi	1 laf 3 str maxi	chaise lon.rhf arm fac
L 112 H79 D157 SH44 SD115	L 112 H79 D157 SH44 SD115	L 132 H79 D171 SH44 SD130	L 132 H79 D171 SH44 SD130	L 102 H79 D102 SH44 SD50
601	602	P 63	P 64	040
maxi chaise lon.rgt arm fac.	maxi chaise lon.lft arm fac.	rhf xl chaise longue	lhf xl chaise longue	square corner
L 223 H79 D91 SH44 SD50	L 89 H45 D58 SH- SD-	L 50 H25 D11 SH- SD-	L 70 H25 D11 SH- SD-	L - H- D- SH- SD-
044	635	656	P 54	W 29
sq.cor.chr.sq.mer.le fac.	rectangular ottoman	lumbar support	maxi lumbar support	593 + 601
				X 92
				602 + 592

↓ fold following the dotted line ↓

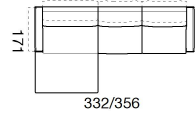
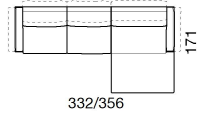
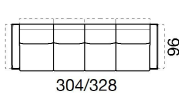
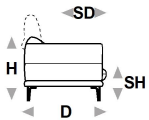


↑ fold following the dotted line ↑

paride. premium 1119



L Length - **H** Height - **D** Depth - **SH** Seat Height - **SD** Seat Depth
Dimensions refer to maximum sizes of the version with closed mechanism (where available).



dimensions	L - H- D- SH- SD-	L - H- D- SH- SD-	L - H- D- SH- SD-
version code	V06	V07	V08
Description	220 + 210	593 + p63	p64 + 592

↓ fold following the dotted line ↓

